



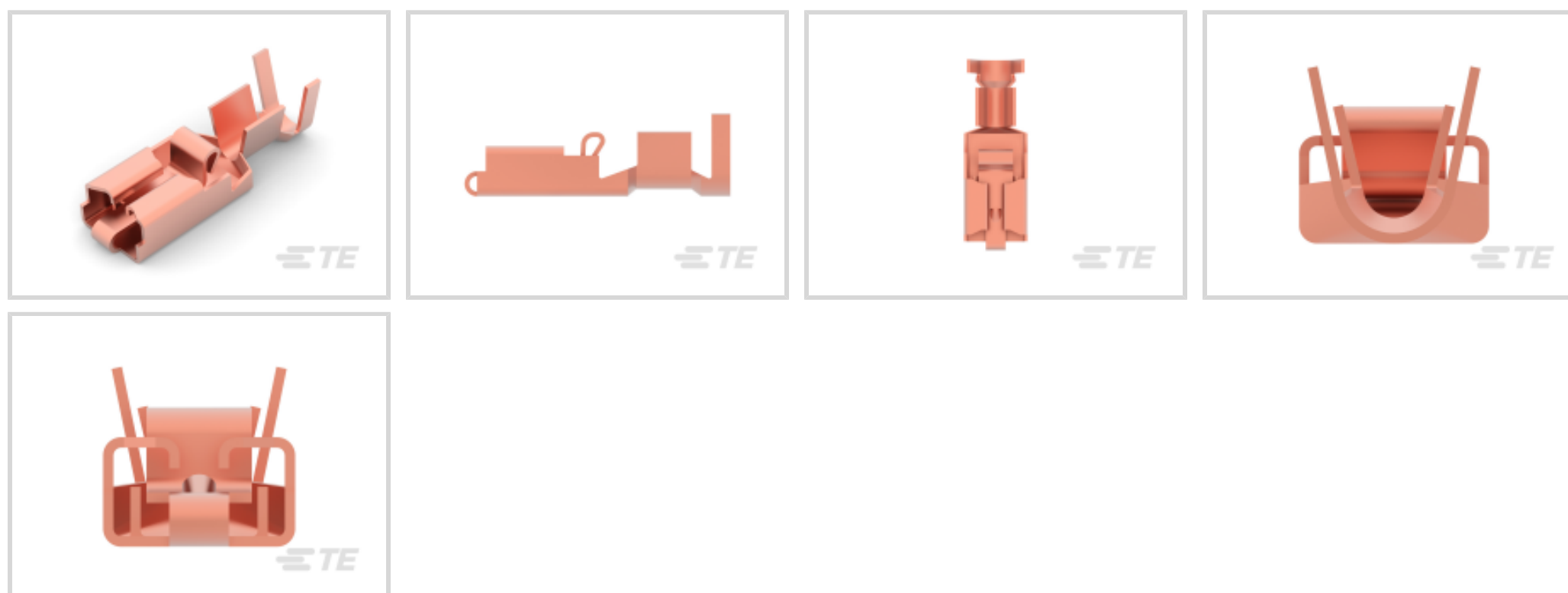
[Positive Lock](#) | [Positive Lock 250](#)

TE Internal #: 928958-2

Quick Disconnects, Receptacle, 13 – 11 AWG Wire Size, 2.62 – 4.17 mm² Wire Size, Mating Tab Width .25 in [6.35 mm], Straight, Positive Lock 250

[View on TE.com >](#)

Terminals & Splices > Quick Disconnects



Quick Disconnect Terminal Type: **Receptacle**

Wire Size: **2.62 – 4.17 mm²**

Mating Tab Width: **6.35 mm [.25 in]**

Mating Tab Thickness: **.81 mm [.032 in]**

Features

Product Type Features

Terminates To	Wire & Cable
Wire Stop	No
Wire/Cable Type	Regular Wire
Insertion Force	Low
Sealable	No

Configuration Features

Connection Capacity	Single
---------------------	--------

Contact Features

Quick Disconnect Terminal Type	Receptacle
Mating Tab Width	6.35 mm[.25 in]
Mating Tab Thickness	.81 mm[.032 in]
Terminal Orientation	Straight
Contact Base Material	Phosphor Bronze
Terminal Plating Material	Unplated
Crimp Type	F-Crimp



Barrel Type	Open
-------------	------

Mechanical Attachment

Mating Retention Type	Dimple
Wire Insulation Support	With

Dimensions

Accepts Wire Insulation Diameter Range	3.3 – 4.7 mm [.13 – .185 in]
Overall Length	22.3 mm [.88 in]
Receptacle Terminal Stock Thickness	.41 mm [.016 in]
Wire Size	2.62 – 4.17 mm ²

Usage Conditions

Insulation Option	Uninsulated
Operating Temperature Range	-40 – 110 °C [-40 – 230 °F]

Industry Standards

UL Rating	Recognized
-----------	------------

Packaging Features

Packaging Quantity	1000
Packaging Method	Strip/Reel

Other

Comment	FLK- Wire: Normal Wire, FLKr-Wire: Thin Walled Wire for Double Amplitude
---------	--

Product Compliance

[For compliance documentation, visit the product page on TE.com>](#)

EU RoHS Directive 2011/65/EU	Compliant
EU ELV Directive 2000/53/EC	Compliant
China RoHS 2 Directive MIIT Order No 32, 2016	No Restricted Materials Above Threshold
EU REACH Regulation (EC) No. 1907/2006	Current ECHA Candidate List: JUNE 2022 (224) Candidate List Declared Against: JUNE 2022 (224) Does not contain REACH SVHC
Halogen Content	Low Halogen - Br, Cl, F, I < 900 ppm per homogenous material. Also BFR/CFR/PVC Free



Solder Process Capability

Not applicable for solder process capability

Product Compliance Disclaimer

This information is provided based on reasonable inquiry of our suppliers and represents our current actual knowledge based on the information they provided. This information is subject to change. The part numbers that TE has identified as EU RoHS compliant have a maximum concentration of 0.1% by weight in homogenous materials for lead, hexavalent chromium, mercury, PBB, PBDE, DBP, BBP, DEHP, DIBP, and 0.01% for cadmium, or qualify for an exemption to these limits as defined in the Annexes of Directive 2011/65/EU (RoHS2). Finished electrical and electronic equipment products will be CE marked as required by Directive 2011/65/EU. Components may not be CE marked. Additionally, the part numbers that TE has identified as EU ELV compliant have a maximum concentration of 0.1% by weight in homogenous materials for lead, hexavalent chromium, and mercury, and 0.01% for cadmium, or qualify for an exemption to these limits as defined in the Annexes of Directive 2000/53/EC (ELV). Regarding the REACH Regulation, the information TE provides on SVHC in articles for this part number is based on the latest European Chemicals Agency (ECHA) 'Guidance on requirements for substances in articles' posted at this URL: <https://echa.europa.eu/guidance-documents/guidance-on-reach>

Compatible Parts



TE Part # 2305570-1
Strip Terminal Cutter-Side Feed-No Crimp



TE Part # 216331-2
.250 POS.LOCK L.I.F



TE Part # 2-2151214-2
OCEAN_2.0_APPLICATOR-S-130F180OV



TE Part # 2151214-2
OCEAN_2.0_APPLICATOR-S-130F180OV



TE Part # 7-2151214-2
OCEAN_2.0_APPLICATOR-S-130F180OV




TE Part # 7-2151214-7
OCEAN_2.0_SPARE_PART_KIT-130F180OV




TE Part # 169400
CERTI-LOK FRAME W/O DIES


Also in the Series | Positive Lock 250



Automotive Terminals(1)




Crimp Terminal Housings(202)



Insertion & Extraction Tools(3)



Insulation Boots & Sleeves(4)



Documents

Product Drawings

[POS-LOCK STECKH 6,3](#)

English

CAD Files

[3D PDF](#)

3D

Customer View Model

[ENG_CVM_CVM_928958-2_A.2d_dxf.zip](#)

English

Customer View Model

[ENG_CVM_CVM_928958-2_A.3d_igs.zip](#)

English

Customer View Model

[ENG_CVM_CVM_928958-2_A.3d_stp.zip](#)

English

By downloading the CAD file I accept and agree to the [Terms and Conditions](#) of use.

Datasheets & Catalog Pages

[1654742_HOUSEHOLD_APPLIANCES_RAST5](#)

English

Product Specifications

[6,3mm Positiv Lock Kontakt](#)

English

[Application Specification](#)

English